

MT 625



TECHNICAL DATA SHEET



MT625H

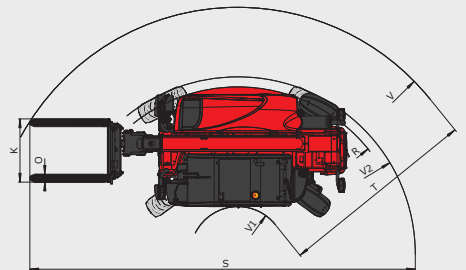
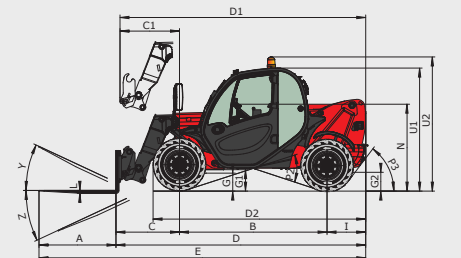
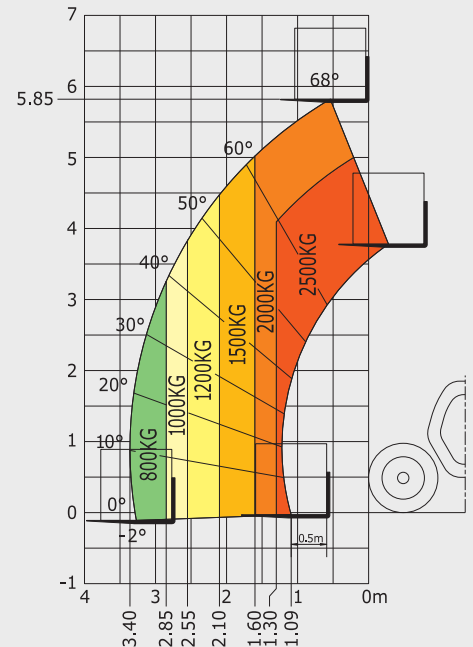
MT 625 H

Lifting	
Max. capacity	2500 kg
Max. lifting height	5.85 m
Break-out force with bucket (ISO 8313)	3427 daN
Unladen time	
Lifting	8.0 secs
Lowering	5.4 secs
Extension	5.6 secs
Retraction	4.3 secs
Crowd	3.5 secs
Dump	3.6 secs
Tyres	12-16.5 12PR SKS CL TUBELESS
Braking	
Service brake	Oil immersed multi-disc braking
Parking brake	Automatic Negative Handbrake
Engine	
Type	KUBOTA STAGE III B / FINAL TIER 4
Cubic capacity	V3307-DI-T-E4B
Power	4 cylinders - 3331 cm ³
Max. torque	75 HP/55.4 kW
Injection	265 Nm
Cooling	direct
Laden drawbar pull	water
	3550 daN
Transmission	
Reversing shift	hydrostatic
Number of gears (forward/reverse)	electro-hydraulic
Max. travel speed (may vary according to applicable regulations)	2/2
Steering mode	25 kph
Controls	
	4 wheel steer - 3 Steering Modes
	JSM® Joystick multi - function
	Load Limiter Cut off system - EN15000 Norm
Hydraulics	
Pump	gear type with priority valve 90 l/min - 235 bar
Capacities	
Cooling system	12 l
Oil engine	11.2 l
Hydraulic oil	115 l
Fuel	63 l
Unladen weight (with forks)	4800 kg
Dimensions	
C. Front wheel centre to carriage	0.99 m
B. Wheelbase	2.30 m
I. Rear wheel centre to rear face	0.60 m
D. Overall length to carriage	3.90 m
G1. Ground clearance	0.33 m
J. Overall width of cab	0.79 m
F. Inside tyre width	1.49 m
W. Overall width	1.81 m
U1. Overall height	1.92 m
Standard forks (length x width x thickness)	1200 x 125 x 45 mm
Turning radius (over tyres)	3.31 m
Noise and vibration	
Noise at driving position (LpA)	76 dB
Environmental noise (LwA)	104 dB
Vibration to whole hand/arm	<2.50 m/s ²

Rough terrain load chart

standard EN1459 B

Machine on tyres with forks



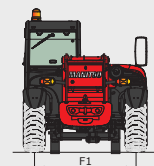
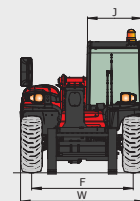
mm	
A	1200
B	2300
C	991
C1	928
D	3894
D1	3831

D2	3275
E	5094
F	1492
F1	1492
G	240
G1	330
G2	253

I	603
J	797
K	1015
L	45
N	1314
O	125
P2	37°

P3	52°
R	3150
S	6651.5
T	3935
U1	1920
U2	2054
V	4700

V1	765
V2	3310.5
W	1813
Y	12°
Z	117°



This brochure describes versions and configuration options for Manitou products which may be fitted with different equipment. The equipment described in this brochure may be standard, optional or not available depending on version. Manitou reserves the right to change the specifications shown and described at any time and without prior warning. The manufacturer is not liable for the specifications given. For more information, contact your Manitou dealer. Non-contractual document. Product descriptions may differ from actual products. List of specifications is not comprehensive. The logos and visual identity of the company are the property of Manitou and may not be used without authorisation. All rights reserved. The photos and diagrams contained in this brochure are provided for information only.

MANITOU BP SA - limited company with board of directors - Share capital: 39,547,824 euros - 857 802 508 RCS Nantes

